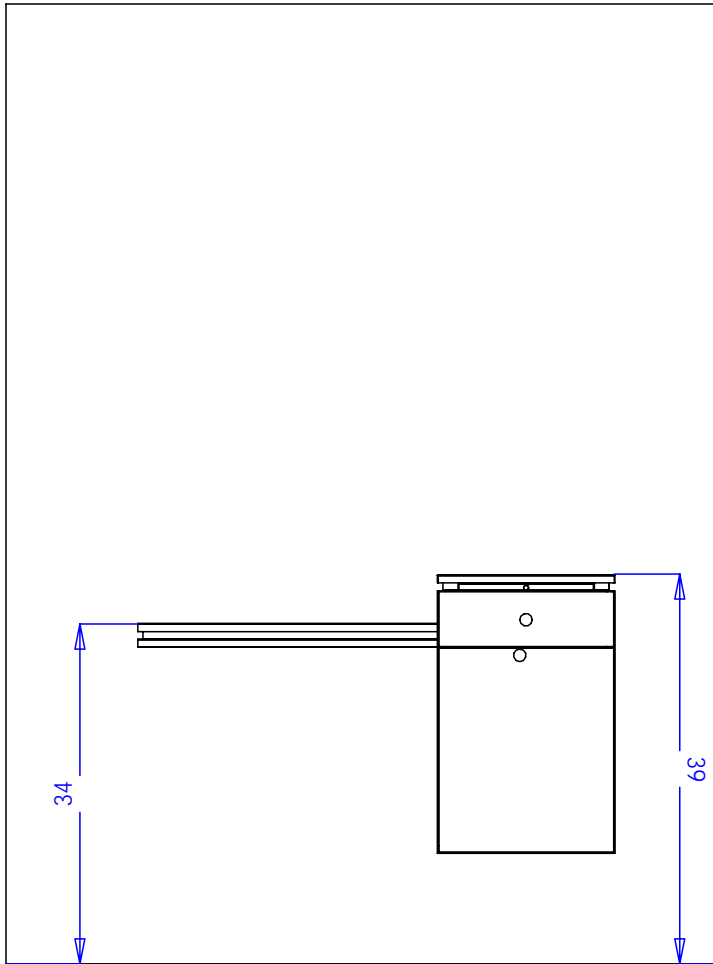
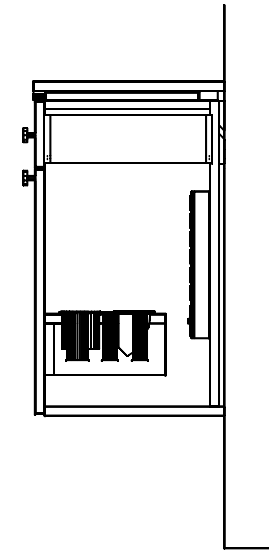



Installation for 402-18 & 402-48 & 402-54 QSE Wall Units



Purse shelves should be attached by screwing through the back and/or end into the cabinet and/or wall with the screws and/or bolts provided.



French cleat should be attached to the wall by screwing through the cleat into wall stud or blocking using the fasteners provided. The cleat should be level and at 35 1/4" above the floor for 39" counter.

Finish Schedule

Face Color -
 Top Color -
 Toe Color -
 Pulls -
 Interior -
 Other (Specify) -

General Notes:

1. All counter tops are to be made removable wherever possible.
2. Items must be broken into manageable sections For Shipping. Mark For Ease Of Reassembly.
3. Install Shipping Cleats Wherever Possible To Prevent Shipping Damage.
4. Purchased items Must Be Trial Fit Before Shipping.

collins

Collins Manufacturing
 809 E 20th Street
 Cookeville TN 38501

Title: 402 QSE Wall Units

Size: # 402-48 Drawn By:

Date: 08/11/05 Sheet #: 3